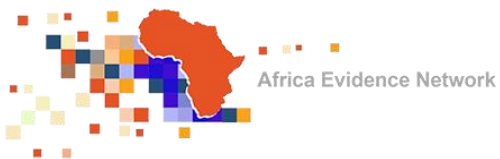




**Evidence** 2016 Brought to you by the Africa Evidence Network  
**Engage · Understand · Impact**  
20-22 September | CSIR ICC | Pretoria | RSA

# Zimbabwe EIDM Evidence Landscape Map

**Ronald Munatsi**  
Executive Director, ZeipNET



@Africa\_evidence  
#Evidence2016





# Stakeholder Overview

---

- Shows Zimbabwe's national evidence infrastructure (institutional) supporting the use of evidence in policy.

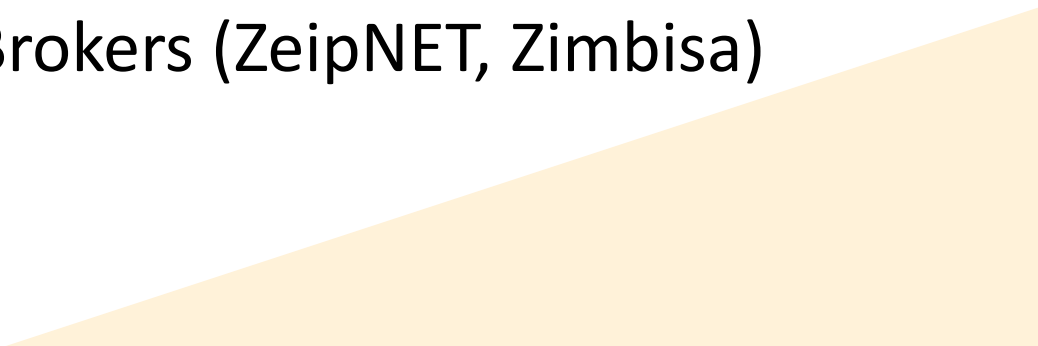


- Supply and Demand side
- Evidence Brokers and Intermediaries



# Main Players


---

- Government/Quasi government Research Institutions/Thinktanks (ZEPARU, SIRDC)
  - Research coordination or regulatory bodies (RCZ)
  - Universities
  - Multilateral and Bilateral institutions (IMF, World Bank, ACDBF, UN family, AfDB etc)
  - Office of the President and Cabinet (Blue prints, M&E)
  - Civil Society
  - Knowledge/Evidence Brokers (ZeipNET, Zimbisa)
- 



# Existing Gaps within Landscape


---

- Lack of deliberate linkages between the academia including independent research based organisations with the government.
  - Only those research organisations and thinktanks with a direct remit to provide e.g. ZEPARU are actively working with government directly.
  - Few NGOs e.g. UNICEF are working closely with government
  - Most find it extremely difficult to engage government
- 



# Bottlenecks impeding evidence flow


---

- Minimal capacity (skills, knowledge) to access, appraise and communicate evidence for decision making;
  - Limited or no access to high quality research evidence portals by government ministries;
  - Limited platforms exist that link researchers to policy makers, for example knowledge café, policy dialogues;
  - Institutional politics – “ where is the evidence coming from” is always an issue within government
- 

# Supply and demand side relationships

---

- Largely dysfunctional



This is why I am going grey at 15''